

Scaled data based on original data using  
LM-79-08 Approved Method: Electrical and Photometric Measurements of Solid-  
State Lighting Products

Test Report Prepared for  
Cooper Lighting Solutions  
(formerly Eaton)

Brand: McGRAW-EDISON

Report Number: P386899

Luminaire Tested: **GWC-SA2C-760-U-T2**

Issue Date: 3/3/2020

**Test Information**

Test Method: LM-79-08  
Report Number: P386899  
TEST IS SCALED FROM IESNA LM-79-08 TEST DATA (G2-1903-205-12)  
Test Lab: INNOVATION CENTER  
Issue Date: 3/3/2020  
Manufacturer: COOPER LIGHTING SOLUTIONS (FORMERLY EATON)  
Product Line: MCGRAW-EDISON  
Catalog Number: GWC-SA2C-760-U-T2  
Description: GALLEON WALL LUMINAIRE  
(2) 70 CRI, 5700K, 1050mA LIGHTSQUARES WITH 16 LEDS EACH AND TYPE II OPTICS  
Light Source: -  
Ballast/Driver: ELECTRONIC DRIVER

**Summary**

Lumens per Lamp: N/A  
Luminaire Lumens: 14485 lumens  
Efficiency: N/A  
Efficacy: 128.2 lumens/watt  
Luminous Opening: Rectangular (W 1' x L: 0.5' x H: 0')  
IES Classification: Type III - Medium  
BUG Rating: B2 - U0 - G3

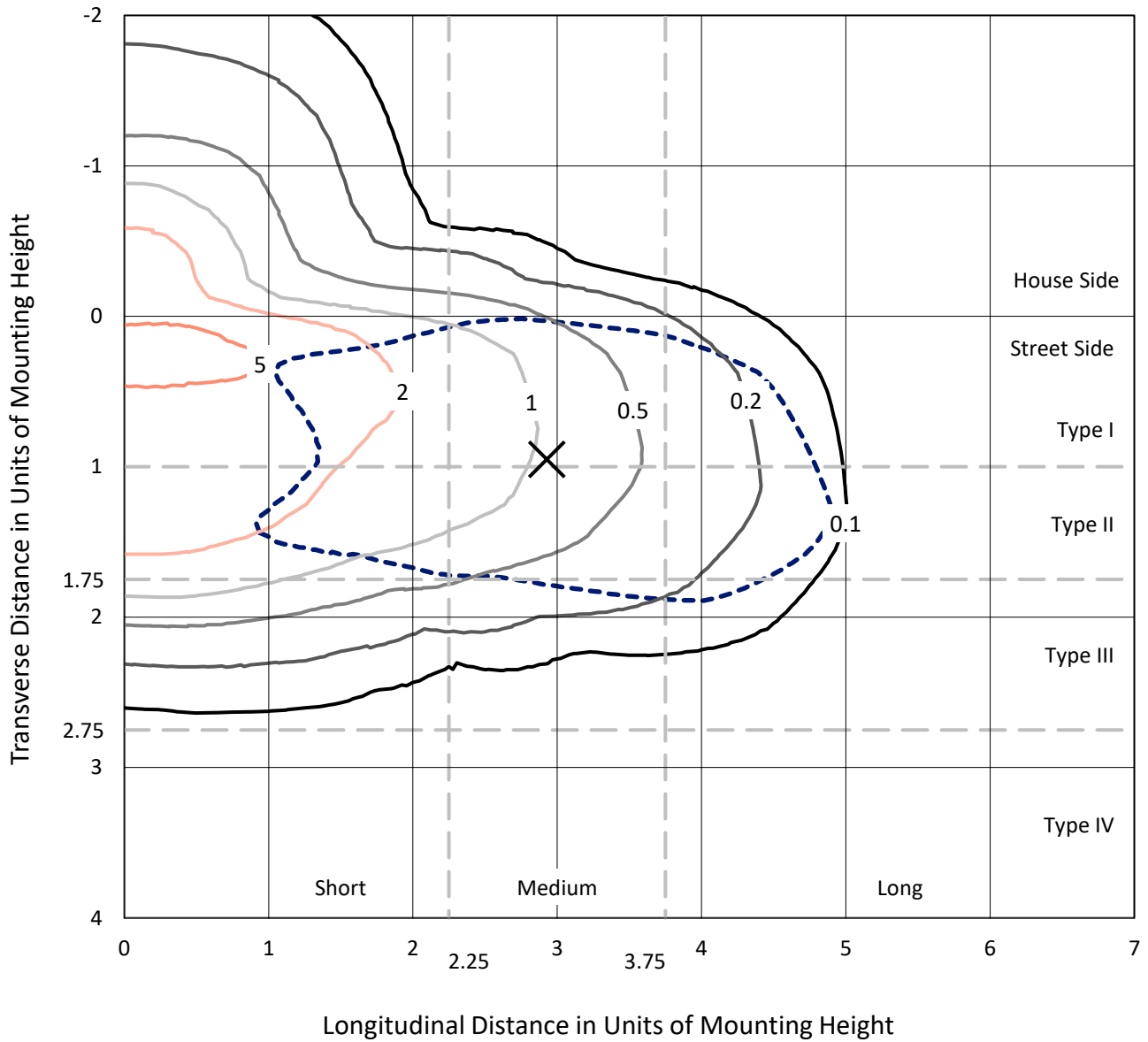
Input Watts (W): 113  
Input Voltage (V): NR  
Input Current (A<sub>in</sub>): NR  
Voltage Rise (V): NR  
Power Factor: NR  
Total Harmonic Distortion (THDi): NR  
Frequency (hertz): 60  
Stabilization Time: NR  
Operation Time: NR  
Ambient Temperature (°C): NR  
Test Distance: 24 FT



REPORT NUMBER: P386899  
 CATALOG NUMBER: GWC-SA2C-760-U-T2

### Iso-Footcandle Lines of Horizontal Illumination

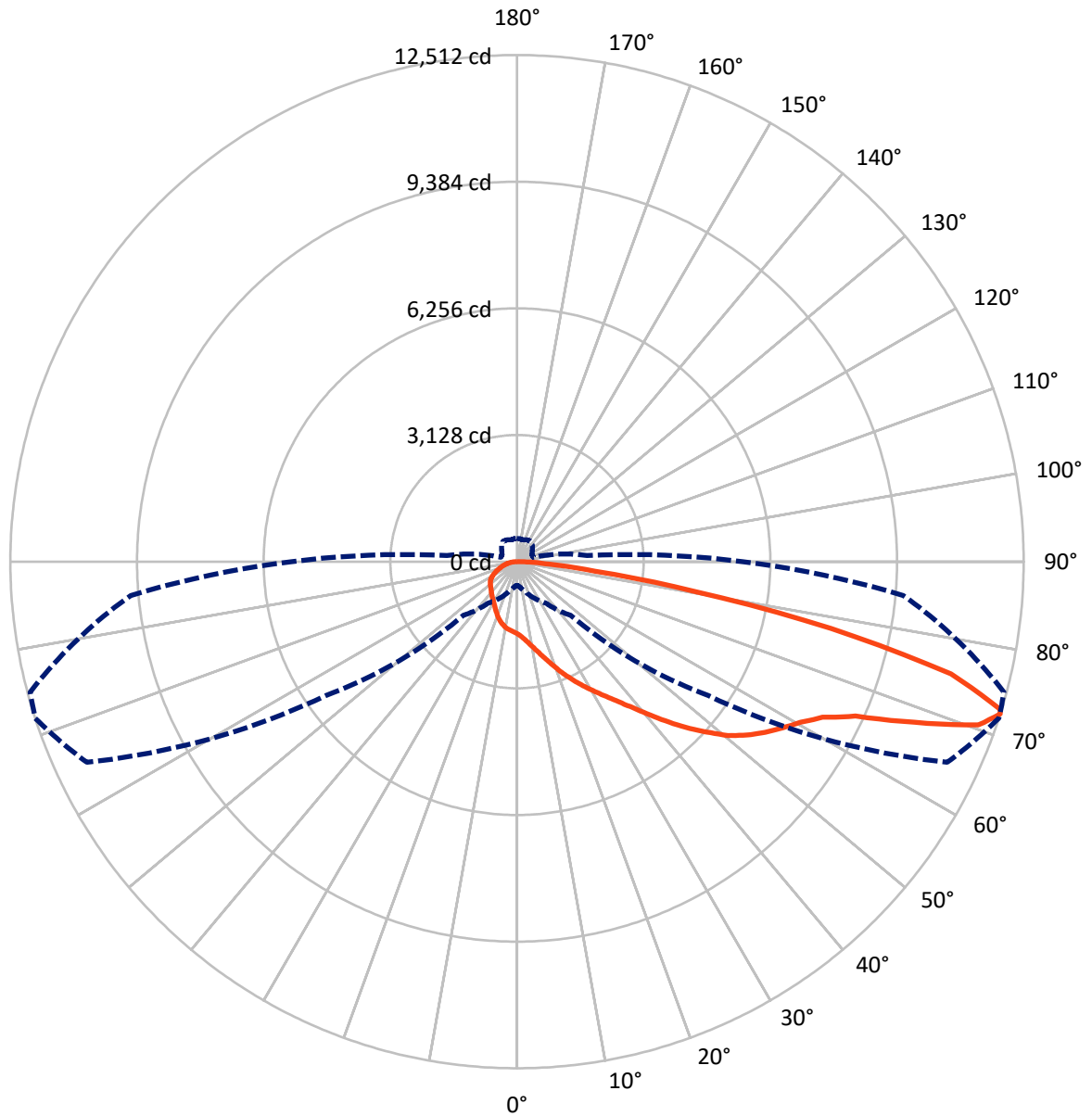
✕ Max cd  
 - - - 1/2 Max cd



Based on 20 foot mounting height. Maximum calculated value = 6.2 fc  
 Type III - Medium - N/A

REPORT NUMBER: P386899  
CATALOG NUMBER: GWC-SA2C-760-U-T2

### Luminous Intensity Polar Plot



— Vertical Plane Through 72-Deg Lateral    - - - Horizontal Cone Through 72-Deg Vertical

REPORT NUMBER: P386899

CATALOG NUMBER: GWC-SA2C-760-U-T2

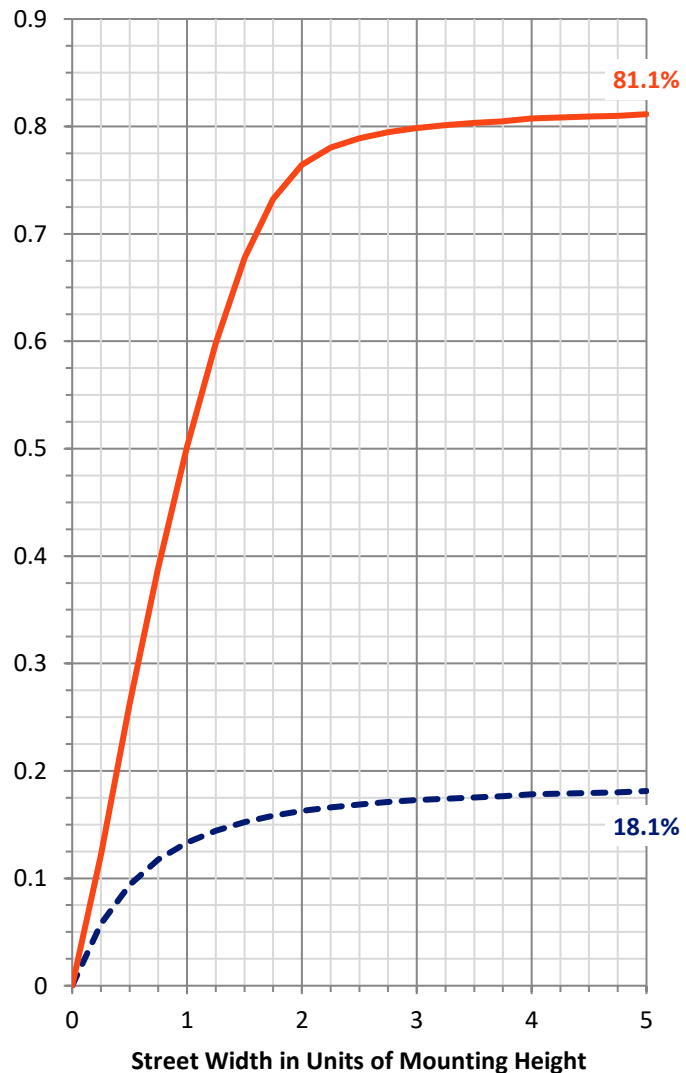
**FLUX DISTRIBUTION:**

		Downward	Upward	Total
<b>House Side</b>	Lumens	2687.1	0.0	2687.1
	% Fixture	18.6	0.0	18.6
<b>Street Side</b>	Lumens	11797.9	0.0	11797.9
	% Fixture	81.4	0.0	81.4
<b>Total</b>	Lumens	14485.0	0.0	14485.0
	% Fixture	100.0	0.0	100.0

**ZONAL LUMENS:**

Zone	Lumens	% Fixture
0°-10°	178.6	1.2
10°-20°	577.0	4.0
20°-30°	1011.1	7.0
30°-40°	1499.2	10.4
40°-50°	2192.7	15.1
50°-60°	3017.2	20.8
60°-70°	3359.0	23.2
70°-80°	2276.1	15.7
80°-90°	374.1	2.6
90°-100°	0.0	0.0
100°-110°	0.0	0.0
110°-120°	0.0	0.0
120°-130°	0.0	0.0
130°-140°	0.0	0.0
140°-150°	0.0	0.0
150°-160°	0.0	0.0
160°-170°	0.0	0.0
170°-180°	0.0	0.0
0°-90°	14485.0	100.0
0°-180°	14485.0	100.0

**Coefficient of Utilization**



REPORT NUMBER: P386899

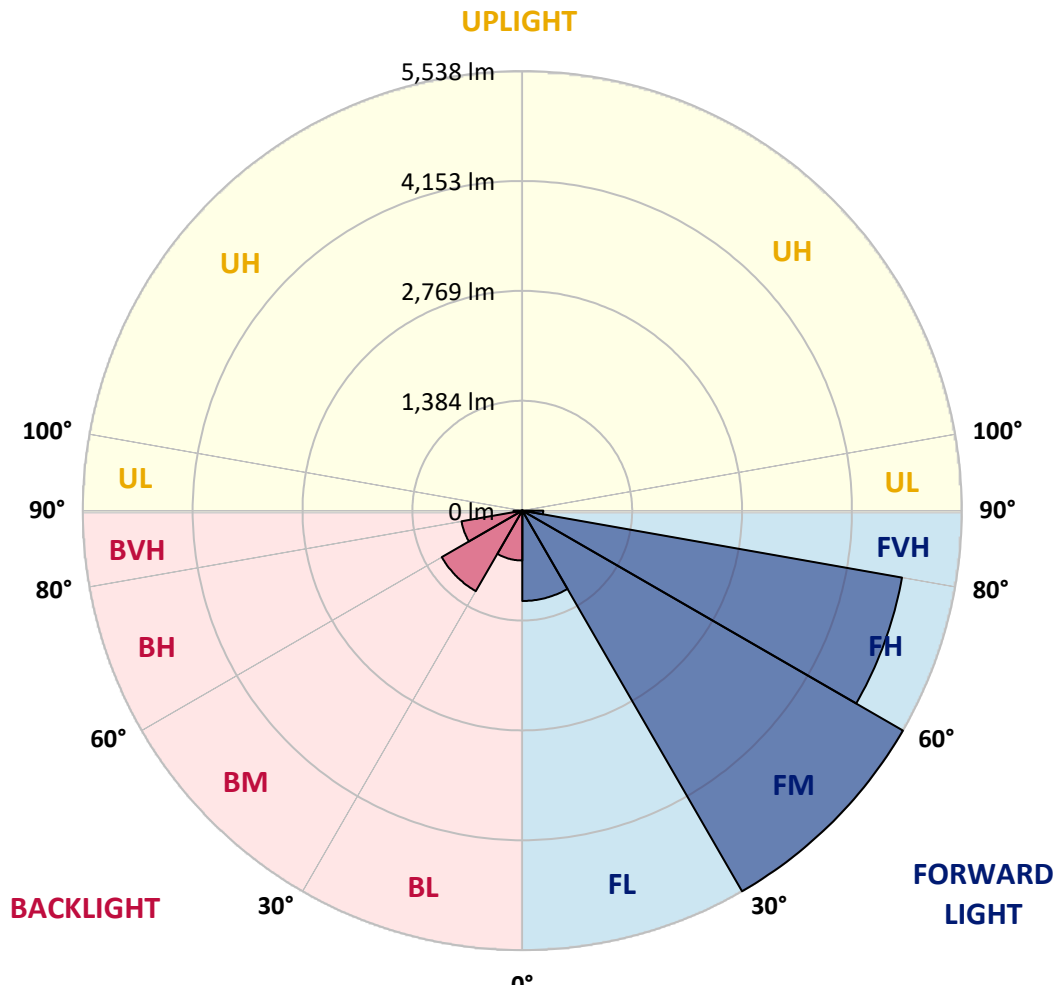
CATALOG NUMBER: GWC-SA2C-760-U-T2

**LUMINAIRE CLASSIFICATION SYSTEM LUMEN TABLE AND BUG RATING:**

Zone	Lumens	% Fixture	Zone Rating/Lumen Limit		
			B	U	G
FL (0°-30°)	1138.6	7.9			
FM (30°-60°)	5537.8	38.2			
FH (60°-80°)	4857.7	33.5			G2/5000
FVH (80°-90°)	263.9	1.8			G3/500
BL (0°-30°)	628.1	4.3	B2/1000		
BM (30°-60°)	1171.3	8.1	B2/2500		
BH (60°-80°)	777.4	5.4	B2/1000		G2/1000
BVH (80°-90°)	110.2	0.8			G2/225
UL (90°-100°)	0.0	0.0		U0/0	
UH (100°-180°)	0.0	0.0		U0/0	

**BUG Rating: B2-U0-G3**

Type III Medium





REPORT NUMBER: P386899

CATALOG NUMBER: GWC-SA2C-760-U-T2

**CANDELA DISTRIBUTION (FULL):**

	0°	5°	15°	25°	35°	45°	55°	65°	72°	75°	85°
0°	1782.0	1782.0	1782.0	1782.0	1782.0	1782.0	1782.0	1782.0	1782.0	1782.0	1782.0
2.5°	1968.6	1965.6	1955.1	1955.1	1935.1	1918.2	1886.3	1864.8	1839.4	1830.4	1800.5
5°	2159.1	2160.1	2147.1	2138.1	2108.7	2072.8	2018.4	1969.1	1919.7	1899.7	1838.4
7.5°	2319.2	2317.2	2313.7	2306.2	2278.8	2241.9	2168.6	2095.2	2022.4	1992.5	1886.8
10°	2421.9	2426.4	2429.4	2432.9	2421.4	2395.0	2325.7	2236.4	2141.1	2100.2	1944.6
12.5°	2473.8	2481.8	2495.7	2519.7	2538.6	2535.6	2485.3	2390.5	2277.3	2225.9	2016.9
15°	2504.2	2514.7	2536.6	2579.5	2632.9	2663.3	2649.9	2564.1	2437.9	2374.5	2105.2
17.5°	2523.2	2531.7	2565.6	2622.9	2702.2	2783.0	2818.4	2746.6	2619.4	2547.1	2206.5
20°	2536.1	2542.6	2585.0	2652.4	2755.1	2883.8	2982.5	2964.6	2819.4	2725.7	2312.2
22.5°	2565.1	2570.6	2611.0	2678.8	2792.5	2958.6	3140.6	3167.6	3030.4	2924.2	2425.4
25°	2645.9	2645.9	2679.8	2727.2	2833.9	3023.4	3274.3	3393.5	3245.9	3122.2	2530.2
27.5°	2800.0	2798.5	2811.0	2827.4	2908.2	3089.3	3393.5	3593.0	3469.3	3334.1	2631.9
30°	2982.5	2992.5	2994.0	2986.0	3023.9	3171.5	3503.7	3803.5	3694.2	3548.6	2736.1
32.5°	3217.4	3223.9	3216.4	3190.0	3184.5	3288.3	3611.9	4023.9	3937.6	3772.5	2831.4
35°	3515.7	3503.2	3479.8	3425.9	3374.5	3444.4	3735.6	4244.4	4210.9	4043.4	2962.6
37.5°	3835.4	3835.9	3807.0	3684.8	3613.9	3643.9	3906.2	4494.2	4541.6	4365.6	3130.7
40°	4091.7	4105.2	4123.2	3962.6	3870.8	3912.2	4123.2	4784.0	4932.6	4747.6	3349.6
42.5°	4270.8	4286.3	4337.1	4236.4	4141.1	4217.9	4378.5	5093.2	5371.5	5188.5	3606.0
45°	4460.3	4468.8	4504.7	4461.3	4400.5	4573.5	4666.3	5413.4	5835.9	5658.3	3892.7
47.5°	4659.8	4668.8	4705.7	4676.8	4644.9	4905.7	4966.6	5715.2	6280.8	6174.5	4199.0
50°	4906.2	4912.2	4947.1	4894.7	4904.7	5156.1	5234.9	5992.0	6747.1	6638.4	4506.2
52.5°	5242.4	5243.9	5292.2	5244.9	5198.0	5339.6	5465.8	6252.8	7112.7	7061.3	4813.4
55°	5505.7	5521.7	5680.3	5670.3	5643.4	5506.2	5658.8	6501.2	7438.9	7463.3	5139.6
57.5°	5337.6	5400.0	5721.2	5947.6	6168.0	5920.7	5919.7	6781.0	7742.1	7857.8	5498.2
60°	4674.8	4759.6	5232.9	5735.1	6424.9	6641.9	6461.3	7122.6	8048.3	8248.8	5947.6
62.5°	3338.6	3478.3	4119.7	4921.7	6072.8	7119.7	7563.5	7664.8	8464.8	8701.7	6531.6
65°	1687.8	1793.5	2331.2	3297.2	4851.8	6807.4	8761.5	8851.8	9188.5	9398.9	7430.9
67.5°	1025.4	1065.3	1327.7	1833.9	2974.5	5302.7	9152.6	10830.4	10589.0	10700.7	8713.2
70°	755.6	785.0	948.6	1217.9	1710.7	3111.7	7952.6	12242.3	12083.7	12071.2	9660.8
72°	588.5	610.0	754.6	984.0	1250.9	1866.8	5764.1	11721.1	12511.6	12448.8	9574.0
72.5°	558.1	577.1	708.7	926.2	1182.0	1692.3	5182.5	11369.5	12480.7	12452.3	9461.8
75°	439.4	452.9	524.7	716.2	925.2	960.1	2839.9	8810.9	11071.7	11532.1	8510.2
77.5°	363.6	365.6	403.5	521.2	721.2	678.8	1395.0	6113.2	7928.1	8434.4	6028.4
80°	296.3	298.8	316.7	365.6	545.6	502.2	662.3	3515.2	4438.9	4444.4	2866.8
82.5°	235.9	236.4	256.4	267.3	392.0	359.1	379.5	1650.4	1939.6	1865.8	1030.4
85°	166.1	162.6	250.4	219.4	256.4	230.4	209.5	653.4	802.0	767.1	322.7
87.5°	55.4	57.4	111.2	142.1	149.6	130.7	93.3	250.4	302.7	300.2	102.2
90°	0.0	0.0	0.0	0.0	0.0	0.0	0.0	0.0	0.0	0.0	0.0



REPORT NUMBER: P386899

CATALOG NUMBER: GWC-SA2C-760-U-T2

**CANDELA DISTRIBUTION (continued):**

	90°	95°	105°	115°	125°	135°	145°	155°	165°	175°	180°
0°	1782.0	1782.0	1782.0	1782.0	1782.0	1782.0	1782.0	1782.0	1782.0	1782.0	1782.0
2.5°	1791.0	1775.1	1751.6	1725.7	1705.2	1684.3	1668.8	1660.8	1651.9	1644.4	1653.4
5°	1810.0	1780.0	1730.2	1681.3	1645.4	1613.5	1590.5	1578.5	1567.6	1560.1	1561.1
7.5°	1840.9	1792.5	1708.7	1637.4	1587.5	1553.1	1529.7	1521.7	1514.7	1512.7	1515.2
10°	1873.8	1802.5	1680.3	1585.5	1528.7	1500.2	1489.8	1495.3	1500.2	1504.7	1509.7
12.5°	1911.2	1811.5	1638.9	1524.7	1476.3	1465.3	1475.8	1499.7	1517.2	1527.7	1534.2
15°	1960.1	1819.4	1591.0	1463.8	1431.4	1443.9	1479.3	1520.7	1551.1	1570.6	1573.6
17.5°	2005.0	1818.9	1529.7	1402.5	1395.0	1431.4	1484.8	1543.1	1584.0	1611.5	1616.9
20°	2051.4	1805.5	1458.3	1342.6	1358.1	1417.9	1487.3	1557.6	1607.0	1638.9	1646.4
22.5°	2094.7	1782.0	1380.0	1288.3	1327.2	1400.0	1477.8	1549.1	1598.5	1624.4	1632.4
25°	2124.2	1741.1	1300.7	1242.4	1299.7	1378.0	1446.9	1504.2	1541.1	1554.1	1556.1
27.5°	2139.1	1687.8	1225.9	1202.5	1271.3	1342.1	1389.5	1417.9	1428.4	1427.4	1425.4
30°	2141.1	1617.4	1161.6	1170.1	1238.4	1289.3	1311.7	1306.2	1292.8	1269.8	1271.8
32.5°	2134.6	1538.1	1107.7	1139.1	1196.5	1224.9	1225.9	1199.5	1163.6	1127.2	1117.2
35°	2136.6	1460.3	1060.3	1104.2	1145.6	1158.1	1146.6	1107.7	1058.8	1012.0	1002.0
37.5°	2158.6	1392.5	1019.4	1063.8	1089.3	1092.3	1075.8	1034.9	999.0	953.1	949.1
40°	2211.0	1344.1	980.5	1018.4	1032.9	1034.4	1011.0	982.0	985.0	960.6	960.1
42.5°	2305.2	1323.2	946.1	971.1	980.0	983.0	965.1	946.6	972.6	956.6	951.1
45°	2426.9	1328.2	917.2	924.7	941.1	955.1	944.1	921.7	931.7	862.3	839.4
47.5°	2567.6	1360.1	894.3	884.8	913.2	939.6	922.7	888.8	853.4	784.5	771.6
50°	2732.2	1409.5	873.3	845.4	882.8	918.7	901.7	853.4	800.0	766.6	762.1
52.5°	2903.7	1469.8	852.4	802.0	844.4	902.7	894.3	845.4	779.5	746.6	740.6
55°	3098.2	1530.7	825.9	751.6	803.0	895.3	890.8	816.5	764.1	745.6	741.1
57.5°	3340.1	1600.0	791.0	699.2	764.1	868.3	854.4	799.0	748.1	734.2	732.7
60°	3655.3	1702.2	740.6	643.4	716.7	826.9	823.9	773.6	722.7	712.7	710.7
62.5°	4128.2	1871.3	671.3	587.5	663.8	756.6	784.0	739.1	695.8	695.3	696.3
65°	4861.3	2125.7	596.0	538.6	610.5	697.3	737.7	703.7	668.3	678.3	679.8
67.5°	5711.2	2336.6	522.2	490.8	556.1	640.9	695.8	668.3	631.9	657.9	658.3
70°	5994.0	2148.1	457.4	443.4	499.7	586.5	650.4	629.4	592.5	618.4	616.0
72°	5578.0	1734.2	415.5	407.5	457.4	541.6	610.0	593.0	556.6	574.1	567.6
72.5°	5446.8	1653.4	405.0	398.5	445.9	530.2	599.5	584.0	547.6	562.6	556.6
75°	4858.8	1435.9	348.1	349.6	389.0	474.3	540.6	535.7	498.3	499.7	497.8
77.5°	3524.2	1052.9	293.3	303.2	331.2	417.0	481.3	478.3	437.4	429.9	428.4
80°	1635.4	537.2	238.9	243.4	272.3	348.6	410.5	406.5	373.6	364.1	358.6
82.5°	560.1	255.4	179.5	182.5	211.0	280.8	356.1	353.6	326.2	307.7	296.3
85°	200.0	127.2	125.7	122.7	150.6	220.9	310.2	296.8	256.4	218.5	217.5
87.5°	64.8	54.4	64.8	64.3	87.8	149.6	225.4	192.0	186.0	154.6	151.6
90°	0.0	0.0	0.0	0.0	0.0	0.0	0.0	0.0	0.0	0.0	0.0



Signify Classified - Internal  
Cooper Lighting Solutions Photometric Lab  
1121 Highway 74 South  
Peachtree City, GA 30269

Scaled Data Report



Report Generated By 670245982

Signify Classified - Internal  
Cooper Lighting Solutions Photometric Lab  
1121 Highway 74 South  
Peachtree City, GA 30269

Scaled Data Report



Signify Classified - Internal  
Cooper Lighting Solutions Photometric Lab  
1121 Highway 74 South  
Peachtree City, GA 30269

Scaled Data Report



Signify Classified - Internal  
Cooper Lighting Solutions Photometric Lab  
1121 Highway 74 South  
Peachtree City, GA 30269

Scaled Data Report



Signify Classified - Internal  
Cooper Lighting Solutions Photometric Lab  
1121 Highway 74 South  
Peachtree City, GA 30269

Scaled Data Report



--- HS — SS

Signify Classified - Internal  
Cooper Lighting Solutions Photometric Lab  
1121 Highway 74 South  
Peachtree City, GA 30269

Scaled Data Report



u

Signify Classified - Internal  
Cooper Lighting Solutions Photometric Lab  
1121 Highway 74 South  
Peachtree City, GA 30269

Scaled Data Report



Signify Classified - Internal  
Cooper Lighting Solutions Photometric Lab  
1121 Highway 74 South  
Peachtree City, GA 30269

Scaled Data Report



(END OF REPORT)